






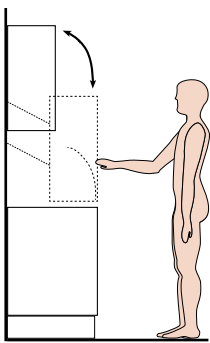
-  230 V ~ 50 Hz 230 VA
-  1.7 cm / sec.
-  43.5 cm
-  150 kg
incl. cabinet
- 



- ✓ Is mounted at the back of a wall cabinet
- ✓ Lowers cabinet to the front edge of work surface
- ✓ Several cabinets can be mounted on the same lift
- ✓ Suitable for different cabinet depths and heights
- ✓ Takes up no space in the cabinet

Cover textile is an accessory.

FUNCTION



DIAGO 504 is mounted at the back of new or existing wall cabinets.

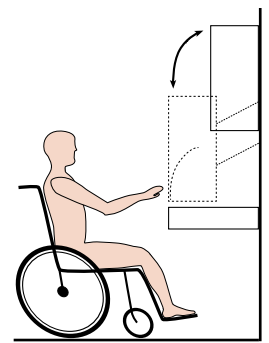
The lift lowers the cabinet in a curved movement down to the work surface below.

Control:

The cabinet is lowered to the desired height simply by pushing a button. Choose between recessed control button or remote control.

Safety:

Safety trip panels are mounted under the cabinet. When the panel is touched, the lift stops immediately.



PLANNING

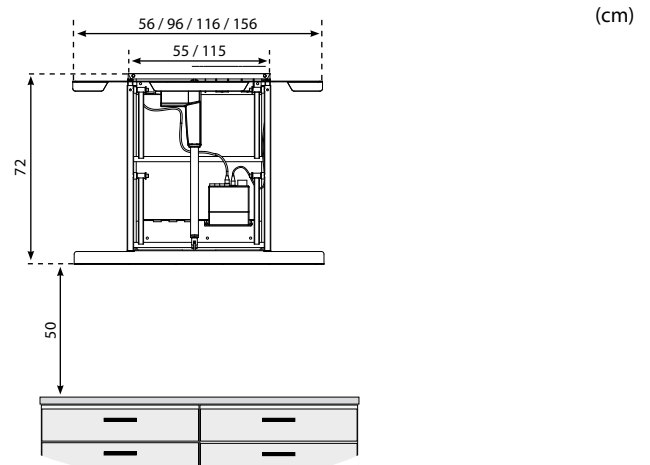
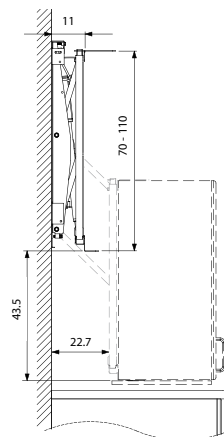
When planning, note the following points:

- The lift can be adjusted to cabinet heights between 70 - 110 cm.
- Depth of safety trip panel is 35 cm. The lift is suitable for cabinets with a depth of 28 - 34 cm.
- The lift extends 11 cm from the wall.
(Adjacent cabinets should also be brought out from the wall by 11 cm for alignment at the front edge.)
- Several cabinets can be mounted on the lift. *(Max. 180 cm)*
- There must be 0.5 cm clearance between the adjacent cabinet and the cabinet to be lifted to allow space for movement.
- Check the condition of the wall (material, positioning of bolts).
Plaster walls must be strengthened.
- Will the cabinet have worktop lighting? (under the cabinet)
- Which control unit is required?
An area of 9 cm x 9 cm is required for a recessed control button

INSTALLATION


- The lift is screwed to the wall.
- The control unit is plugged into the wall socket
- The cabinet is mounted on the frame and adjusted so that it is horizontally and vertically aligned.
- The safety trip panels are mounted under the cabinet.
- The control button is mounted in a convenient position.
- Any lighting is mounted under the safety trip panel.
- Light ramp can be mounted on safety trip panel.

TECHNICAL SPECIFICATIONS



Attachment points (above the floor):
148.5 cm, 207.5 cm
(Cabinet is installed 140 cm above the floor).

Lift in alu design, white safety trip panels

	Cabin- net width	Planning width*	Cabinet attachment, width	Art. no.	Price group	
	DIAGO 504 Incl. ALU control button white safety trip panels					
	Safety trip panels (60 cm)	60	61	56	504-06001	A
	Safety trip panels (70 cm)	70	71	56	504-07001	A
	Safety trip panels (80 cm)	80	81	56	504-08001	A
	Safety trip panels (45+45 cm)	90	91	56	504-09001	A
	Safety trip panels (60+40 cm)	100	101	96	504-10001	A
	Safety trip panels (60+50 cm)	110	111	96	504-11001	A
	Safety trip panels (60+60 cm)	120	121	116	504-12001	A
	Safety trip panels (60+70 cm)	130	131	116	504-13001	A
	Safety trip panels (60+80 cm)	140	141	116	504-14001	A
	Safety trip panels (60+45+45 cm)	150	151	116	504-15001	A
	Safety trip panels (60+50+50 cm)	160	161	156	504-16001	A
	Safety trip panels (60+60+50 cm)	170	171	156	504-17001	A
	Safety trip panels (60+60+60 cm)	180	181	156	504-18001	A
	DIAGO 504 Incl. remote control white safety trip panels					
Safety trip panels (60 cm)	60	61	56	504-06002	A	
Safety trip panels (70 cm)	70	71	56	504-07002	A	
Safety trip panels (80 cm)	80	81	56	504-08002	A	
Safety trip panels (45+45 cm)	90	91	56	504-09002	A	
Safety trip panels (60+40 cm)	100	101	96	504-10002	A	
Safety trip panels (60+50 cm)	110	111	96	504-11002	A	
Safety trip panels (60+60 cm)	120	121	116	504-12002	A	
Safety trip panels (60+70 cm)	130	131	116	504-13002	A	
Safety trip panels (60+80 cm)	140	141	116	504-14002	A	
Safety trip panels (60+45+45 cm)	150	151	116	504-15002	A	
Safety trip panels (60+50+50 cm)	160	161	156	504-16002	A	
Safety trip panels (60+60+50 cm)	170	171	156	504-17002	A	
Safety trip panels (60+60+60 cm)	180	181	156	504-18002	A	
DIAGO 504 Incl. cable hand control white safety trip panels						
Safety trip panels (60 cm)	60	61	56	504-06003	A	
Safety trip panels (70 cm)	70	71	56	504-07003	A	
Safety trip panels (80 cm)	80	81	56	504-08003	A	
Safety trip panels (45+45 cm)	90	91	56	504-09003	A	
Safety trip panels (60+40 cm)	100	101	96	504-10003	A	
Safety trip panels (60+50 cm)	110	111	96	504-11003	A	
Safety trip panels (60+60 cm)	120	121	116	504-12003	A	
Safety trip panels (60+70 cm)	130	131	116	504-13003	A	
Safety trip panels (60+80 cm)	140	141	116	504-14003	A	
Safety trip panels (60+45+45 cm)	150	151	116	504-15003	A	
Safety trip panels (60+50+50 cm)	160	161	156	504-16003	A	
Safety trip panels (60+60+50 cm)	170	171	156	504-17003	A	
Safety trip panels (60+60+60 cm)	180	181	156	504-18003	A	

* Planning width = cabinet width + side clearance.



Reset ALU control button



Remote control



Cable hand control

						Art. no.	Price group	
	Extension case for ALU control button Used for surface mounting of the ALU control button. Dimensions: 8.5 x 8.5 x 4.7 cm					61350	A	
	Control unit for 110 V VERTI					61380	A	
	DIAGO 504					61381	A	
	Fluorescent light for worktop lift Mounted under the safety trip panel. The light is a fluorescent tube. Dimensions: 24.5 x 3.5 x 6.5 cm Transformer included. 24 V, 9 W VERTI					61935	A	
	DIAGO 504					61936	A	
	Screening for DIAGO 504 Is fitted between the lift and the cabinet to conceal the lift when lowered.							
	Width 60 cm (suitable for cabinet width 60 - 110 cm)					50460-060	A	
	Width 120 cm (suitable for cabinet width 120 - 180 cm)					54060-120	A	